



KLOVERTM

THE EVOLUTION OF FIRE



Since 1970 Klover have worked passionately to build a brand that is like a four-leafed clover - something which makes us excited, a symbol of quality, innovation, and respect for the environment.

Something that we are lucky to find.



CONTENTS



16
CENTRAL HEATING
PELLET COOKERS



27
IN-HOUSE WOOD
PELLET BOILERS



37
UTILITY WOOD
PELLET BOILERS




42
WOOD PELLE
STOVES



51
WOOD STOVES

FEATURES	8
GRANTS & INCENTIVES	12
CARBON & EMISSIONS	13
HEATING SYSTEM DESIGN	65
THERMAL STORES	66
TECH SPEC	67

12 trees are planted every time someone buys a Klover in the UK. Page 70.





Santo and Mario Muraro. R.I.P. Santo.

“ *When you choose a Klover, you’re opting for much more than just a product. You’re embracing the craftsmanship and attention to detail that we invest in every stove. Our aim is to provide a genuine and sustainable warmth for your home, ensuring that every moment spent by a Klover is one of true comfort. It’s an honour for us to be a part of your home, helping to make it an even more inviting and cosy space.*

- Mario Muraro, owner, Klover

Klover is based near Verona in Northern Italy and was started by Santo Muraro more than fifty years ago. Santo's son Mario and daughter Viviana have carried on their father's business and turned Klover into a highly respected international brand that exports throughout Europe and beyond. As it has grown, however, it has never lost Santo's legacy of total integrity when dealing with customers, partners and suppliers and an unwavering focus on the quality of their products.



Today the Klover manufacturing facility is a great deal larger, with state of the art testing facilities, warehouses, offices and showroom, but the skill and loyalty of their workforce remains the same as has their ability to produce beautifully designed, strongly made and highly efficient stoves.




CONSISTENT QUALITY

At Klover, every step of the process—from design and prototyping to production, warehousing, and distribution takes place in dedicated facilities in Northern Italy. This approach means that meticulous control over the quality and performance of all appliances can be maintained, ensuring they meet the high standards that customers expect.

Klover products are crafted with more than just an eye for design; they are built to provide reliable, day-in, day-out heating for your home. Components and materials are carefully chosen for their durability, ensuring that each Klover appliance stands the test of time.

Commitment to quality is verified by ISO 9001:2015 certification, a testament to rigorous quality management processes. Additionally, the Klover factory is MCS inspected, and products are MCS certified, meaning they consistently meet—and exceed—the stringent standards required for reliable performance.

With over 100,000 Klover appliances installed in more than 30 countries, homeowners around the world trust Klover to keep their homes warm and comfortable, in style, season after season.



CERTIFIED




INSTALLER NETWORK

Klover products have been supplied in the UK for over 15 years by partnering with Firepower. Firepower are a renewable heating specialist, and holds stocks of Klover stoves and spares, provides support, and training for installers which is all UK-based.

To ensure you receive the best possible service, Klover wood pellet boilers are exclusively supplied via this authorised network of trained installers.

Only after having successfully completing in-house training do they become authorised to supply and install Klover products in the UK. Naturally, they also hold all relevant qualifications and certifications, ensuring you receive expert care and support.



“

By constantly investing in research and development we create products that respect the environment, reduce emissions and optimise efficiency. We embrace a philosophy that looks to the future, without forgetting the roots of our Italian artisanal tradition.

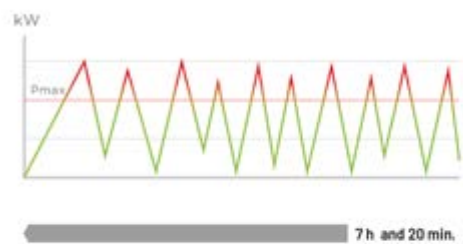
- Gledis Hysenaj, innovation & development, Klover

FEATURES

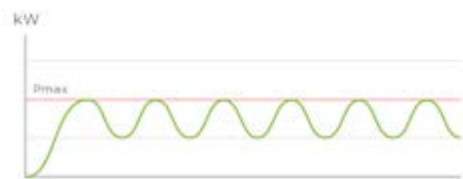
CRUISE CONTROL

Unlike traditional pellet stoves that feed pellets at a fixed rate, Klover's cruise control system continuously monitors the flame temperature. If the temperature increases, the system slightly reduces the fuel supply, and conversely, increases it when the temperature drops. This dynamic adjustment ensures that the fire remains efficient, consistent, and produces lower emissions.

TRADITIONAL CONTROL



WITH KLOVER PELLET CRUISE CONTROL

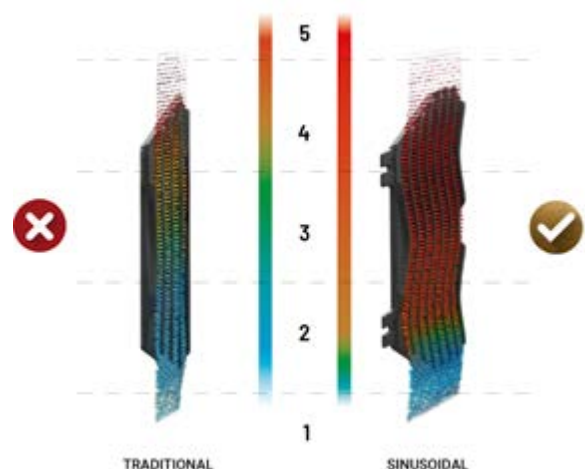


As a result, pellets last longer. For example, in a test with an 11kW pellet stove, a 15kg bag of pellets lasted 9 hours and 5 minutes with cruise control, compared to just 7 hours and 20 minutes without it. This technology not only extends the life of your pellets but also enhances overall heating efficiency and comfort.

MAXIMISING CONVECTION & REDUCING NOISE

The Klover Soft 80, Soft 100, Super 7 and Super 9 feature innovative sinusoidal convection panels. Unlike traditional stoves with straight channels, these convection panels are curved, creating a sinuous pattern. This design slows the movement of air through the panels, allowing it to absorb more heat before exiting from the top.

This advanced convection method enhances heat distribution throughout the room, efficiently spreading warmth by natural convection. The result is a more consistent and comfortable heat and, without a convection fan, a whisper quiet stove.





REMOTE CONTROL

Each Klover stove features a control panel that allows you to easily turn the unit on or off, set desired temperatures, and program specific operating times.

For added convenience, you can connect Klover wood pellet appliances to a room thermostat, enabling automatic activation when the temperature drops.

A remote control is also available, allowing you to manage settings from the comfort of your armchair. All non-boiler pellet stoves come Wi-Fi enabled as standard, enabling you to use the Klover Home app for iOS and Android. This app lets you turn the stove on or off, adjust the power, and, if your stove includes a convection fan, control that as well.

Klover boilers can be connected to standard heating controllers, similar to oil or gas boilers, for managing operation times. This is the most common method for controlling boiler models, which is why Wi-Fi is not included as standard for these models - third-party controllers often have their own apps for this purpose.





SECUROTOP

Securotop is a clever solution invented by Klover, providing total separation between the existing heating system, and the new Klover boiler. This makes it easy to connect up to existing systems whether they are open vented, or sealed/pressurised, it's safer, and the cost and disruption of installation is reduced.

Boiler models with securotop fitted have an integral metal tank of water which they heat. Inside that tank is a tightly wound stainless steel coil. The existing heating system of the house connects, and is heated, via this coil. This allows the Klover boiler to provide hot water and heating to the house, whilst at the same time not being directly connected to the water in the existing system.



AUTOMATIC CLEANING

Klover's innovative self-cleaning system ensures that your stove consistently delivers exceptional combustion, performance, and low emissions.

Before the stove is ignited and once it has cooled down, the base of the brazier - where the pellets are burned - rotates to clear away and collect any ash into the ashpan.

This cleaning process also occurs during extended use, maintaining peak performance. Additionally, if the stove is used for longer periods, it automatically re-lights itself afterwards, ensuring continuous warmth without requiring any intervention from you.

This advanced technology simplifies maintenance, enhances efficiency, and helps keep your home comfortably warm with minimal effort.



GRANTS & INCENTIVES



BOILER UPGRADE SCHEME

The Boiler Upgrade Scheme provides a grant to encourage households in England and Wales to switch from fossil fuel heating to low CO2 renewable options. If you live in a rural area, you will receive £5,000 towards purchasing and installing a wood pellet boiler.

Most Klover wood pellet boilers are MCS certified, making them eligible for this grant. To qualify, your home must be off the gas grid, located in a community with fewer than 10,000 residents, and the installation must be carried out by an MCS certified installer.

FINANCE

Some mortgage providers offer “green mortgages” or loans specifically for home improvements that enhance sustainability. Additionally, in certain areas, low-interest loans for home upgrades may be available through Lendology CIC.

In Scotland, you can also access interest-free loans of up to £7,500 for renewable heating systems and insulation upgrades. There is also a separate loan scheme available for landlords.

0% VAT

As long as your installer is VAT registered the installation of Klover wood pellet and log boilers is all at 0% VAT.

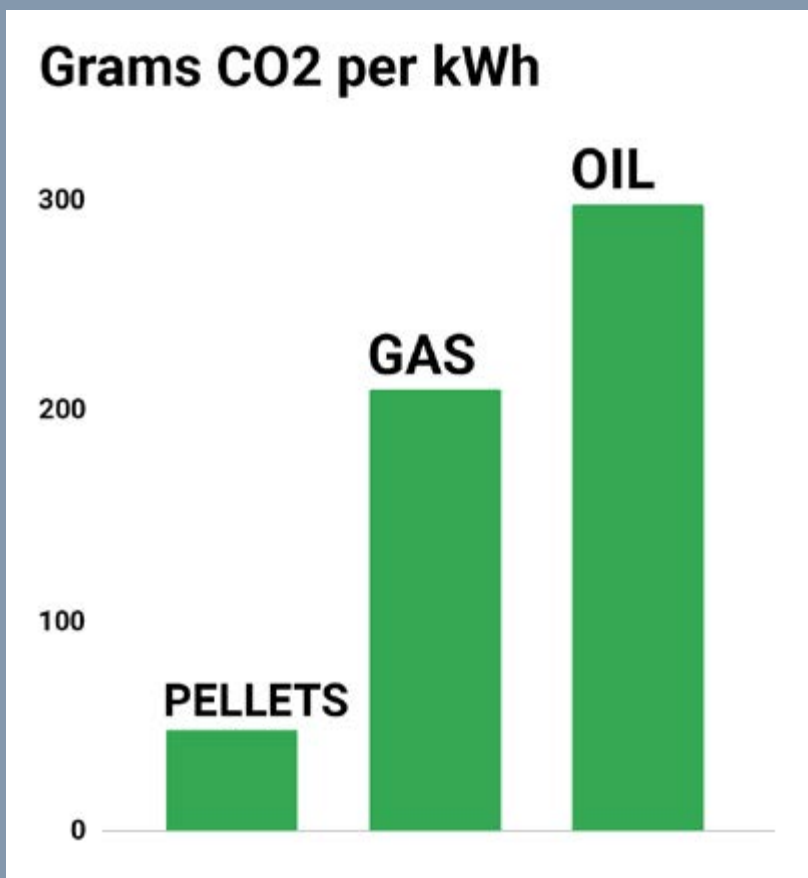
This includes labour and all materials for the job. So for example the chimney, thermal store, and water cylinder would all be at 0% VAT, as well as the Klover boiler.

SCOTTISH GRANTS

Home Energy Scotland provides grants of £7500 for renewable heating systems, another grant of £7500 for insulation upgrades, with an uplift of £1500 raising both the grants, and loans, to £9000 in rural areas.



LOW CARBON

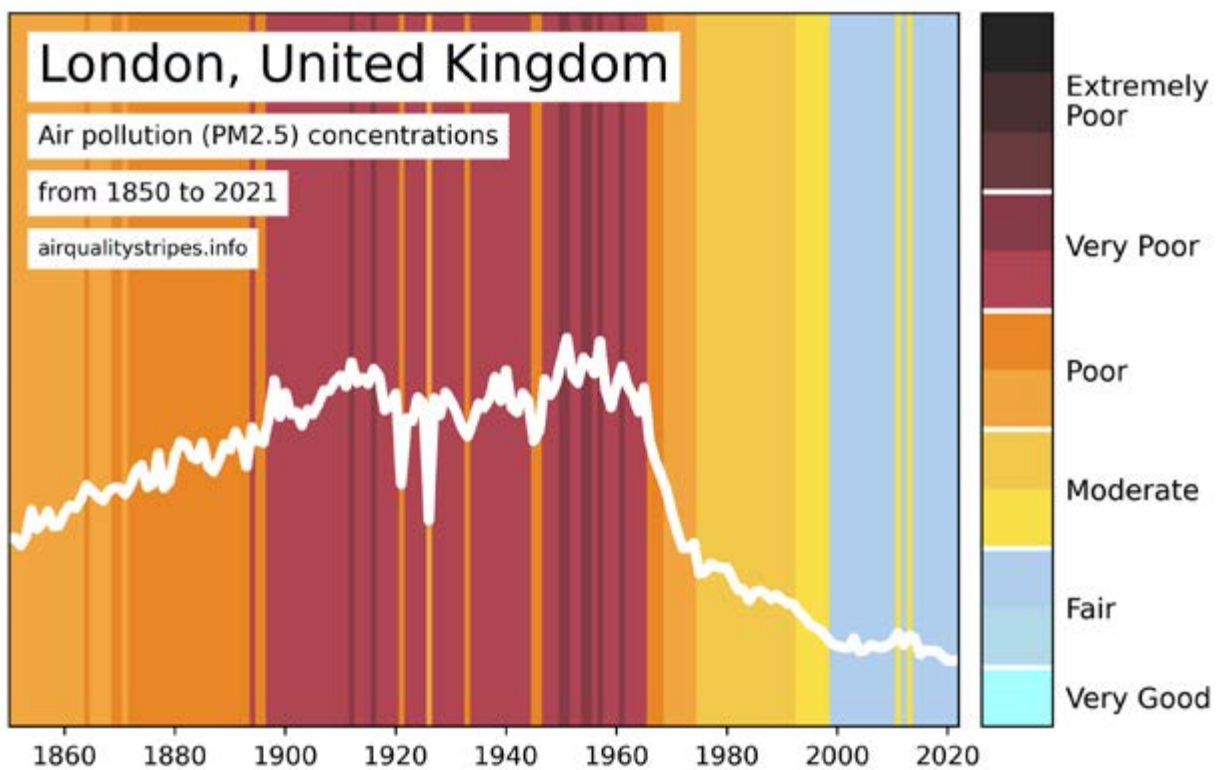


Sustainably sourced biomass is a renewable and low-carbon option, with felled trees continuously replanted to ensure a steady supply.

For many rural homes with high heating demands and limited by a single-phase electricity supply, biomass can be the ideal renewable solution.

It can also be combined with other renewables, such as solar PV, solar thermal, and heat pumps. Ask your engineer, they often install a wide range of complimentary solutions.

LOW PARTICULATE EMISSIONS



This graphic illustrates the overall improvement in air quality in London, which is similar across the UK. However, as our understanding of the health impacts of particulates has evolved, it has become clear that reducing emissions from wood heating even further is crucial.

To address this Ecodesign legislation, which applies across the UK and EU, has introduced strict upper limits for particulate emissions from wood stoves and wood pellet appliances, designed to reduce environmental impact and enhance air quality.

A government estimate of wood burning in London suggested that nearly 70% of those burning wood were doing so on open fires.

They give out such high levels of particulates that this means open fires could account for around 90% of the particulates from wood heating in London.

A modern wood stove will tend to produce 90%+ less particulates than an open fire, and 80%+ less than an old stove. A modern wood pellet stove will perform even better in comparison.

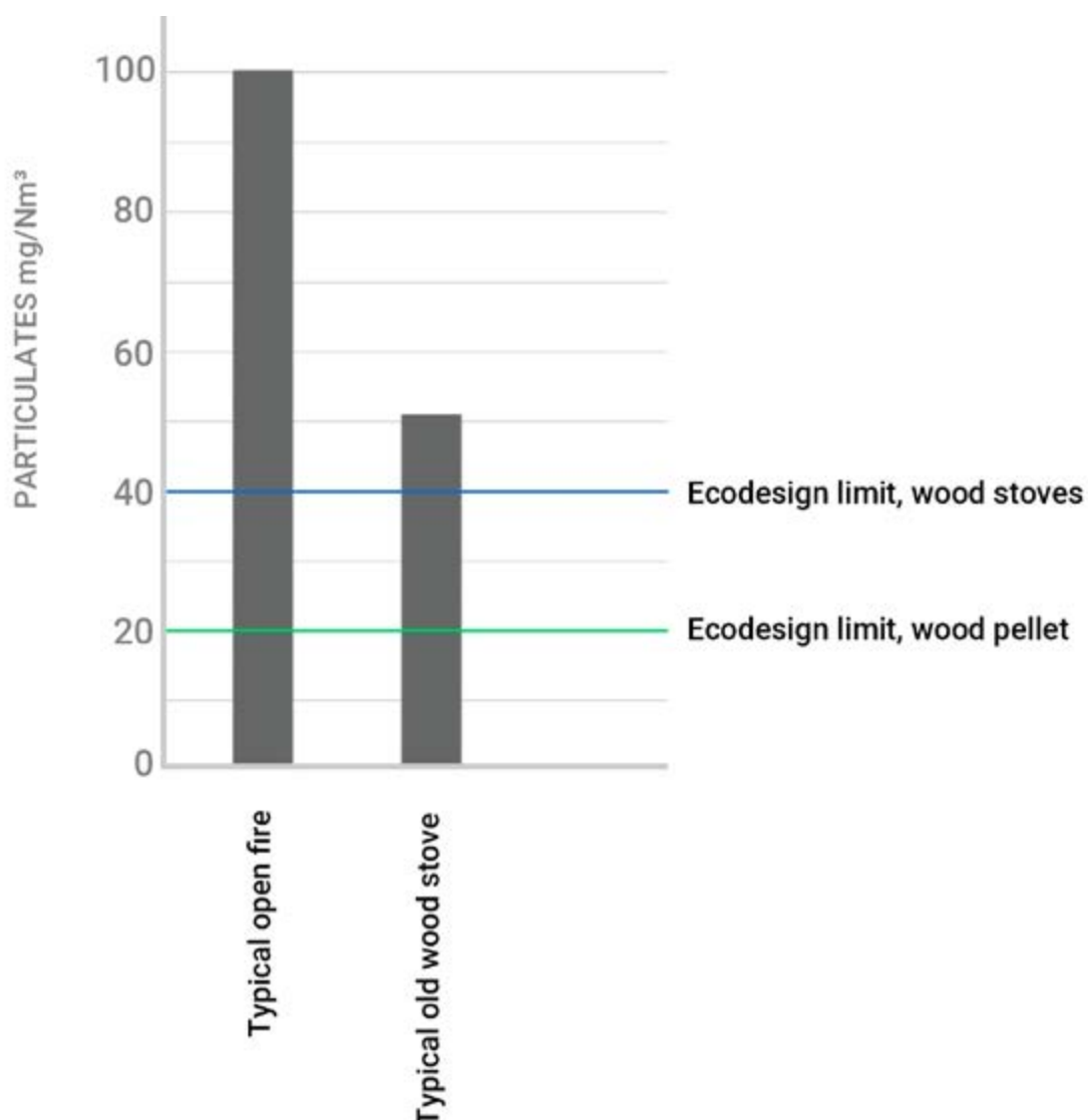
So upgrading open fires and old stoves is an easy way to very quickly reduce particulate emissions.

Unlike open fires, which have uncontrolled combustion, modern stoves operate at high temperatures with well-regulated combustion, even when turned down.

Wood pellet appliances, in particular, achieve even lower emissions due to their consistent, dry fuel and automated combustion systems that precisely control temperature and fuel-to-air ratios.

According to the Ecodesign standards, wood pellet appliances have a particulate emission limit of 20 mg/Nm³, which is half the limit for wood stoves at 40 mg/Nm³.

We list the particulate emissions of Klover products as in the technical specifications at the back of this brochure. You will notice that Klover appliances exceed the standards, highlighting their superior performance.





PELLET COOKERS

Upgrade your old oil-fired cooker and make the switch to renewable heating.

Klover Smart central heating cookers provide plenty of heat, and keep the kitchen as the cosy heart of the home.



MCS
CERTIFIED



WHOLE HOUSE HEATING

Smart central heating cookers are a drop-in replacement for older oil-fired central heating cookers. They continue to provide a cosy atmosphere in the kitchen, you can heat your whole house and provide hot water having switched to a renewable low CO2 fuel, and you can cook too.

It's important to realise that Smart cookers are primarily central heating boilers, and whilst they are running you can cook and bake. However you can't just turn them on for cooking alone and so you will also need a normal cooker and hob.

Many people will adapt their heating and hot water schedule to ensure the Smart is hot and ready to cooking the evening meal.

The oven in the Smart 120 is relatively deep, and there is enough space to cook a roast dinner.

The left hand hotplate is the hottest side, with the right hand plate allowing for a more gentle simmer.

COLOURS AND OPTIONS



There are two main types of Smart pellet cooker, the Smart 120 which is wider and has an oven and two hotplates, and the Smart 80 which has no oven and a single hotplate. Both have the same heat outputs.

The Traditional models are available in a choice of three colours; black, cream, or red. Or you can opt for the Stainless model for a more modern look.

SMART 120 TRADITIONAL

Available in a choice of three colours, with a round stainless towel rail, the classic design of the Smart 120 Traditional means it slots perfectly into both traditional, and more modern settings.

At maximum output 19.1kW goes to water, 3.5kW to the room, dropping to as low as 4.5kW to water and 1.2kW to the room at minimum output.

This isn't just an improvement for an old oil-fired cooker, the Smart 120 is a great choice for any home.



MATT
BLACK



CREAM



RED







SMART 120 STAINLESS

This is the more contemporary model, in stainless steel and black with characteristic square cut-outs.

The mechanism, operation, and heat outputs are exactly the same, and like the traditional model we supply the Smart 120 stainless with hob covers.





Smart

KLOVE



MOS
CERTIFIED



SMART 80 TRADITIONAL

If the space you have is slightly narrow, or if you don't need an oven, then the Smart 80 is perfect. It has the same heat outputs as the Smart 120, a single hotplate, and no oven.

It is available in black, red or cream.



MATT
BLACK



CREAM



RED



SMART 80 STAINLESS



MCS
CERTIFIED



IN-HOUSE BOILERS

Provide a cosy feature in your home, and make the best use of every scrap of heat, these in-house boilers warm the whole house, and provide hot water automatically,

DIVA SLIM



MCS
CERTIFIED



DIVA SLIM

A space-saving wood pellet boiler, the Diva Slim, as its name suggests, has a very slim footprint, ideal when you do not want it sticking far into the room.

The dark glass front neatly hides the fire chamber from view unless the fire is burning, in which case you can clearly see the flames.

Giving out over 18kW of heat means that the Diva Slim can provide heating and hot water for a medium to large sized rural home.

The top and bottom panels can be made from a choice of two types of real stone, or three types of real wood. On the left hand side you find the discrete control panel, and overall this boiler has a simple modern look which does not overpower a room.



CREAM
STONE



SOAPSTONE




LIGHT OAK



OAK



DARK OAK



CERTIFIED





THERMOSUPER

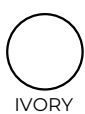
The Thermosuper is a modern cylindrical pellet boiler that blends efficiency, convenience, and style. Featuring the latest Klover innovations, it boasts a self-cleaning brazier and cruise control, allowing you to maximise heat output from your pellets.

With flexible installation options, you can choose between top or rear flue outlets to best suit your space. Delivering up to 11.7 kW to central heating and 3.3 kW to the room, this impressive boiler operates at over 95% efficiency, making it an ideal choice for medium-sized homes.

Enjoy effortless control through a user-friendly touch screen display and integrated thermostat, or via remote control, to make sure your home stays comfortable year-round.




BORDEUX



IVORY



MATT
BLACK



CERTIFIED



THERMOAURA

The Thermoaura may be compact yet it can put out some decent heat. 15kW is enough for many medium sized rural homes. Self-cleaning combustion chamber, and can be controlled from the on-board panel, or via the remote.



BRONZE



IVORY



MATT
BLACK



CERTIFIED



DUAL

The Dual (and similar Bifire Mid model) are perfect for those with a plentiful supply of their own wood, yet who also want the convenience of an automated pellet boiler. Many companies have tried to create a reliable dual fuel stove, but the differing firebox requirements for pellets and wood have made this a challenging feat. Klover has successfully addressed this issue with a unique design featuring two parallel fireboxes that share a common boiler and flue.

This innovative approach allows you to burn wood and pellets together or independently, providing flexibility to suit your needs. If there's still a demand for heat after the wood is consumed, the pellet firebox will automatically ignite, ensuring a continuous and efficient heat source.





STYLE

The Style models beautifully blend a curved body and glass design reminiscent of classic Scandinavian woodburners, yet they are efficient pellet boilers capable of heating an entire home. Featuring Klover's signature features, these boilers are double-glazed, offer over 95% efficiency, and are self-cleaning. Choose from a variety of colours, including enamelled panel options, all elegantly finished with a cast iron top and front panel.

With four models available, they provide outputs ranging from 11.7kW to 20.2kW for central heating (3.3kW to 6.9kW for room heating), making them suited to a wide range of UK homes.




BRONZE



IVORY



MATT
BLACK



CERTIFIED



PFP GLASS

The PFP Glass insert pellet boiler is available in two sizes designed to fit seamlessly into your room. Its compact design means you can enjoy efficient heating without compromising on space.

Loading pellets is simple, thanks to the convenient top drawer, and maintenance is easy as the entire unit can be easily pulled out on integrated runners for servicing. Both boilers are Defra Exempt, ensuring low particulate emissions and making them suitable for Smoke Control areas.



BELVEDERE

The Belvedere wood pellet boiler has a more traditional look, with curved corners, a large view of the fire, and has proved itself to be a stalwart of the Klover range. With a choice of an 18, 22 or 28 kilowatt output, and an option of natural convection or quiet convection fans to help spread the heat. Solid and powerful, the Belvedere is designed to heat your whole home.



BORDEUX

SIENNA

IVORY

MATT
BLACK



A large, leafless tree stands prominently in the center of the frame, its intricate branches silhouetted against a warm, orange-hued sky. The tree is situated on a rocky, elevated terrain. In the background, a valley opens up, showing rolling hills and a line of trees under a hazy, golden light. The overall scene conveys a sense of quiet solitude and natural beauty.

UTILITY BOILERS

As their name suggests utility boilers are designed to go into a utility room, garage, or outbuilding.



ECOMPACT UTILITY BOILERS

Installed in a utility, garage or outbuilding Klover's Ecompact utility boilers are designed to heat the whole house, day-in, day-out. They come in four sizes from 14.6 to 26.8 kW and feature large internal pellet hoppers. The first two models can hold over three 15kg bags of pellets and the larger two can hold 5 bags.

A door at the front gives all the access needed for servicing, and you do not need to be able to get to the sides or back, meaning that Ecompacts can be installed into fairly compact spaces.






	ECOMPACT 150	ECOMPACT 190	ECOMPACT 250	ECOMPACT 290
Dimensions (WxDxH) (mm)	1120 x 500 x 1150	1120 x 500 x 1150	1180 x 550 x 1240	1180 x 550 x 1240
Heat output (kW)	14.6	18,2	23.3	26.8
Hopper capacity (Kg)	55	55	75	75
Efficiency (%)	92.6	92.3	93.4	92.7
MCS certified	✓	✓	✓	✓



VACUUM FEED AND HOPPER

A high capacity wood pellet hopper, combined with our vacuum feed system, allows pellets to be automatically transferred to the boiler as needed. This means less time checking the level of pellets in the boiler, and eliminates the need for you to manually load pellets in. You have the security of knowing you have many month's worth of pellets to hand, and can also reduce the price you pay for them.

The built-in filter effectively removes dust, safeguarding the boiler from potential blockages, helping you to enjoy hassle-free renewable heating.





ECONNECT

Ideal for compact spaces, this utility boiler is packed with modern innovations to enhance efficiency and ease of use. It features a self-cleaning brazier and pellet cruise control, which optimises fuel consumption and boosts performance.

The intuitive touch screen display gives you easy control, and like our other boilers the Econnect can be linked to third party heating controllers. All hydraulic components, including the pump, are integrated within the boiler for a streamlined design.



PELLET STOVES

Pellet stoves take far less time and attention than a woodburner.

They light themselves automatically, or at the press of a button, and constantly adjust themselves to provide maximum efficiency and minimum emissions.

Most importantly of all, they ensure a warm welcome when you step in from the cold.





SOFT 80 & SOFT 100

The Soft is a lovely wood pellet stove with a classical understated design which suits a wide range of settings. There's a great view of the flames through the tall window, it is available in bronze (as pictured), ivory, or matt black, with the cast iron top adding the final beautiful finishing touch.

The Soft 80 gives out up to 7.4kW of heat, the Soft 100 9.6kW. Extra heat transfer to the room is enhanced by internal curved air channels.



BRONZE



IVORY



MATT
BLACK



MISS AIR

Whilst the Miss Air has the look of a traditional UK stove, it is far more efficient, has lower emissions, and needs much less attention. Klover's tried and combustion and control systems keep it running automatically.

The bottom panel is available in a choice of three colours, black (as shown here), cream, red, or as a piece of real soapstone.



BORDEUX



IVORY



MATT
BLACK



SOAPSTONE



LADY AIR

The Lady Air is a traditional looking wood pellet stove suited for the larger room. Despite being able to throw out up to 10kW of heat the Lady Air can also turn down to run automatically, and efficiently, at 2.9kW, something a traditional woodburner would struggle to do.

The front and side panels are shown here in red, and can come in cream, black, or as real sandstone.



BORDEUX



IVORY



MATT
BLACK



SOAPSTONE

DIVA AIR

Enjoy the inviting warmth of the Klover Diva Air, a sleek and stylish pellet stove designed for those with ample wall space who prefer a minimal footprint. Its slender profile accentuates the length of any room. Available in a wood or stone finish with an optional convection fan.

Simply turn it on with the remote, the on-board control panel, or app. The Diva Air requires only occasional cleaning and annual maintenance, leaving you free to enjoy your time in comfort.





SUPER 7 & SUPER 9

Experience the elegance of the Klover Super models, featuring graceful curved fronts and tall fire chambers that give a comforting view of the flames. The Super 7 and Super 9 stoves combine efficiency with automation, delivering heating outputs of up to 7.4kW and 9.6kW, making them ideal for larger spaces. Enjoy warmth and cosiness whilst embracing modern heating technology.



BRONZE



IVORY



MATT
BLACK



DEA ECO

The Dea Eco range have the exceptional build quality and reliability that Klover pellet stoves are known for, all at a very reasonable price. This no-nonsense solution offers efficient and dependable pellet heating that's easy to install and simple to operate. There are 6kW and 8kW sizes to choose from.



RED



IVORY



MATT
BLACK



WAVE 90 & WAVE 110

The Wave 90 and Wave 110 are lovely inset pellet stoves, designed to be built into a wall or installation chamber, they are available in steel, wood, or stone finish. With an adjustable and automated heat output of up to 10 kW, they are ideal for heating medium to large rooms, where you don't want to spend time manually tinkering with a fire.

Pellets are simply loaded through a top drawer, and for easy maintenance, the entire stove can just be pulled out on runners for full access. Enjoy a warm blend of style, efficiency, and practicality.



BRONZE



MATT
BLACK



LIGHT OAK



OAK



DARK OAK



WHITE
MARBLE



BLACK
MARBLE



MONO

The Klover Mono is a cleanly-designed medium-sized inset wood pellet stove, perfect for integrating into a wall or column. The Mono forms a part of your room that provides cosy warmth and a living flame. The whole stove slides out on convenient runners for any regular servicing, and the frame can come in an elegant black or bronze finish.



BRONZE



MATT
BLACK



WOOD STOVES

As you would expect Klover's woodburning stoves are designed to be robust and controllable, simple to use and with design refinements that make them a pleasure to live with.



VENUS 90



VENUS 90

The Venus 90 woodburning stove gives a generous view of the flickering flames, and is available in three main models; with a log store below, on side legs, or a practical storage drawer below.

Each model comes as standard in black steel, with the option of a stunning natural stone finish for the two larger sizes. At just over 88% they are all highly efficient, and they also boast low particulate emissions, well below Ecodesign limits, marrying elegance with environmental responsibility.

Bring cosy warmth and beauty into your home.



STARBOX

Transform your home with Starbox inset woodburning stoves, providing reliable warmth and a cosy, living flame. These stoves are designed to form part of the fabric of your room and can be installed in a wall, fireplace recess, or custom installation chamber,.

Available in two sizes with outputs of 8.1 kW and 10.1 kW, Starbox stoves are engineered to burn efficiently, and they produce particulate emissions well below current legislative thresholds, ensuring you can enjoy both comfort and peace of mind.






STAR 90

The Star 90 is an exceptional woodburning range cooker. Perfect for everyone from roast lovers to baking enthusiasts, its spacious stainless steel oven gives you ample capacity for your culinary creations. The cast iron hob provides a versatile temperatures for varied cooking, complemented by a durable, stain-resistant enamel coating.



Crafted with both robustness and elegance, the Star 90 shows the time, care, and expertise invested in its design, making it a helpful and cosy addition to any kitchen.





ALTEA

The Altea 110 is a central heating wood cooker designed to efficiently heat large homes, with the option to connect to an Energystore for storing excess heat for use when the cooker is not lit.

Our patented Securitop technology ensures safe system separation, making the Altea easy and safe to link to both open vented and sealed systems. Hydraulic components like the pump and expansion vessel come pre-fitted, simplifying installation, and the integrated control panel allows for easy programming and control.

The cast iron hob has ample space for your culinary adventures, and of course you can roast and bake in the oven.



DUAL AIR

The Dual Air stove offers the best of both worlds; a versatile heating solution which combines a traditional woodburning stove on one side, and an automated, programmable wood pellet stove on the other. This allows you to run each side separately or to run both simultaneously for an extra boost of warmth when it's really cold.

For those needing central heating options, we also offer the Dual and Bifire models.



BELVEDERE 20 & 30

Similar to the wood pellet boiler versions, the Belvedere log boilers feature a classic design, available in a choice of plain steel or patterned ceramic side panels in various colours.

For added convenience, you can pair your log boiler with an Energystore to store excess heat, allowing you to heat your home even when the fire isn't burning.



BORDEUX



SIENNA



IVORY



MATT
BLACK





ECOWOOD

The Ecowood log boiler combines stylish design with an impressive heat output. The maximum output of 34.9 kW makes it ideal for larger homes.

For medium-sized and smaller homes the Ecowood can be paired with an Energystore thermal store, allowing you to capture and store heat, to then use over an extended period as needed.





MADE IN THE UK

Did you know that over half of pellets used for heating are made here?

Pellets made in the UK are not only low carbon and renewable, they also support many jobs, contribute to the viability of forestry and timber production, provides stability of supply, and supports the economy.

Land Energy make the UK's favourite brand; Woodlets. They employ over 95 people and manufacture over 100,000 tonnes/yr. All the timber is sourced from forests within a 60-mile radius of their manufacturing site in South Ayrshire, Scotland.

Wood pellets are a renewable fuel source. While using them does release CO₂, this carbon dioxide was absorbed by the trees during their growth and will be reabsorbed as new trees are planted.





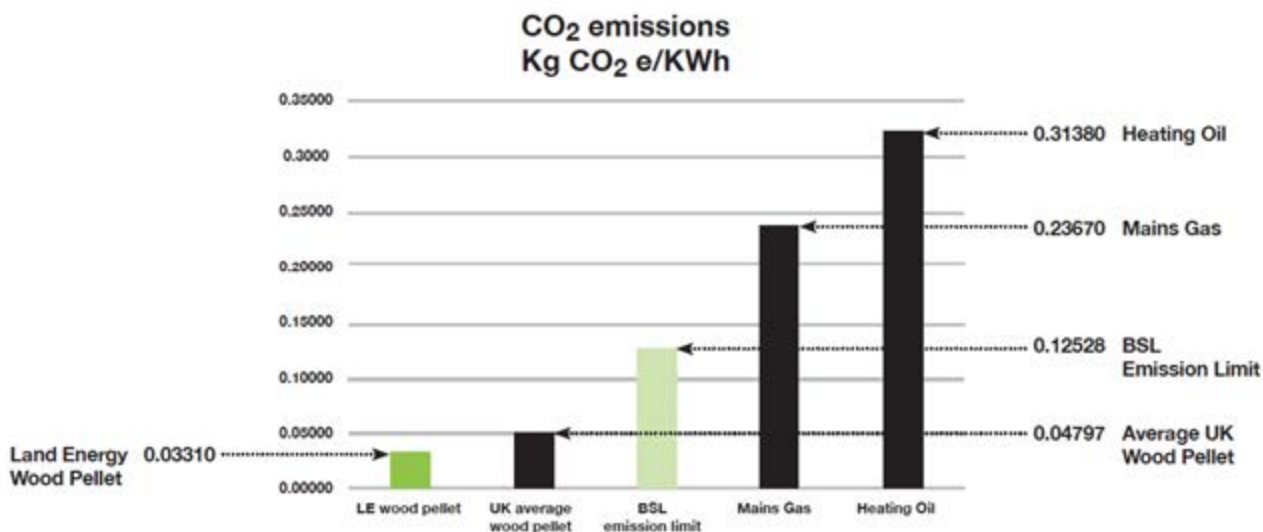
Land Energy takes pride in its “home-grown” approach, ensuring a stable supply, especially when imports fluctuate.

In the UK, strict regulations require a licence for tree felling, and all trees must be replanted within 12 to 24 months.

Land Energy uses timber rejected by sawmills and papermills. This makes full use of forest production, and helps heat many homes across the UK.

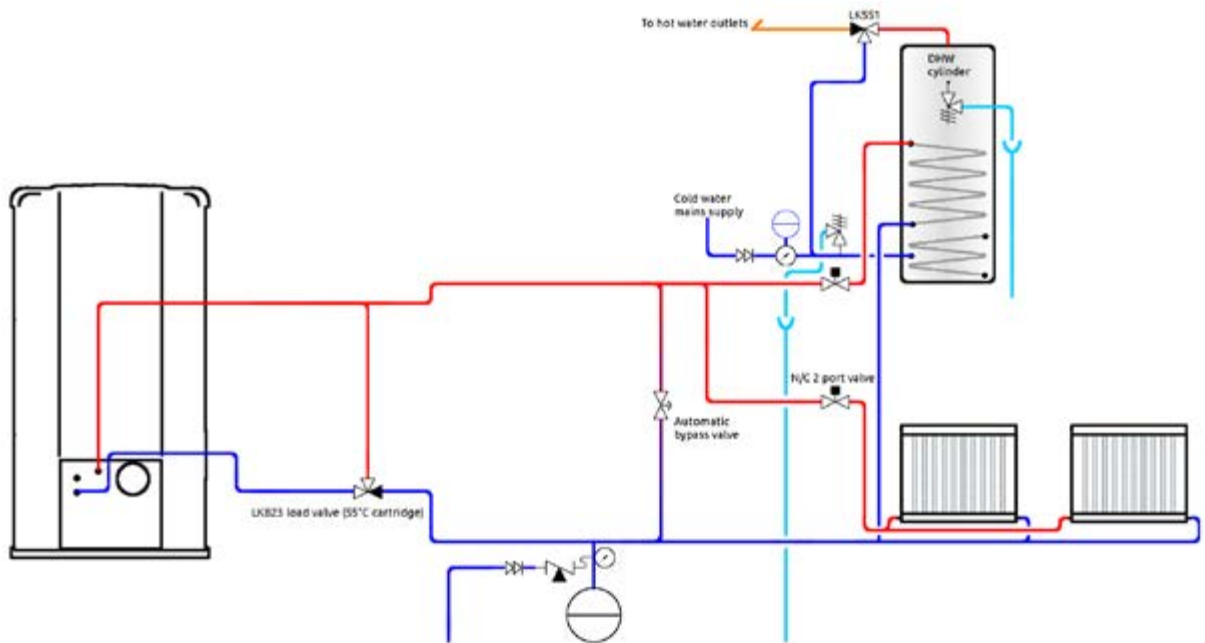
Land Energy generates 18.2 GWh per year from its own biomass boilers, which, combined with local sourcing and reduced delivery miles, results in significantly lower CO2 emissions compared to average imported wood pellets.

Land Energy have kindly agreed that every Klover owner can enjoy exclusive discounts when ordering Woodlets wood pellets by entering a code. Just ask the company that supplies you with your Klover for the code.

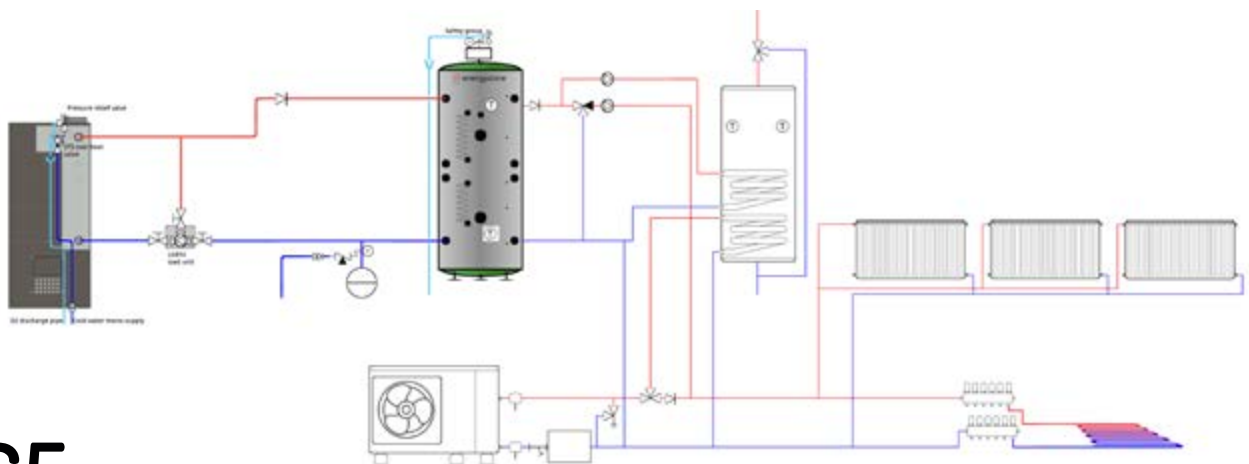


SYSTEM DESIGN & OPTIMISATION

Klover boilers are fully compatible with the UK's most common central heating layout, the S Plan. This set up uses two zone valves for hot water and central heating. This compatibility ensures a quick and simple installation, often requiring only a boiler swap without altering existing pipework. Whether your current system is powered by a gas or oil boiler, Klover offers an efficient and reliable renewable alternative.



Klover boilers can also form part of hybrid, smart-grid ready systems, which allow you to use multiple sources of energy, for instance a wood pellet heating, a heat pump, and solar thermal. This provides flexibility, resilience, reduces running costs, yet can still provide consistent and comfortable room temperatures.



ENERGYSTORE THERMAL STORES

As energy costs rise and environmental concerns grow, integrating multiple renewable energy sources into a single, efficient system is more important than ever.

Energystore thermal stores are expertly designed to meet this need, providing a central hub that seamlessly connects various heat sources into one cohesive, efficient system. Renewable energy, especially sources like solar thermal hot water, or solar PV, may produce a lot at times when it is not required. Storing this during times of abundance means that you make use of it later when it's actually needed.

Moreover, by connecting a wood pellet boiler to an Energystore, you can significantly enhance performance, boost efficiency, and extend the life of your equipment, all while reducing wear and tear.



TECHNICAL SPECIFICATIONS

	Dimensions, mm, H, W, D	Weight, kg	Clearances, mm, side, rear, front	Heat to water, kW, nominal, (reduced)	Heat to room, kW, nominal, (reduced)	Fuel use, kg, nominal, (reduced)	Fuel type	Efficiency, %, nominal, (reduced)	Flue diameter, mm	PM ₁₀ , mg/m ³ , nominal, (reduced)	MCS certified	Defra Exempt
CENTRAL HEATING PELLET COOKERS												
SMART 120	875, 1200, 600	290	200, 200, 800	19,1 (5,5)	3,5 (1,2)	4,3 (1,53)	Wood pellets	88,2 (91,4)	100	15,0 (8,7)	Y	Y
SMART 80	875, 790, 600	175	200, 200, 800	19,1 (5,5)	3,5 (1,2)	4,3 (1,53)	Wood pellets	88,2 (91,4)	100	15,0 (8,7)	Y	Y
IN-HOUSE WOOD PELLET BOILERS												
DIVA SLIM	1130, 900, 340	225	200, 200, 800	13,8 (3,2)	4,6 (1,1)	4,10 (0,96)	Wood pellets	93,1 (92,9)	80	14,9 (20,9)	Y	-
THERMOSUPER	1010, 520, 480	150	200, 200, 800	11,7 (3,0)	3,3 (1,3)	3,2 (0,91)	Wood pellets	95,9 (96,8)	80	14,0 (24,2)	Y	Y
THERMOAURA	1015, 480, 520	145	200, 200, 800	11,7 (3,0)	3,3 (1,3)	3,2 (0,91)	Wood pellets	95,9 (96,8)	80	14,0 (24,2)	Y	Y
DUAL (pellet values shown first, then logs where applicable)	1090, 870, 650	330	200, 200, 800	11,2 (2,8) 6.5	4,8 (1,9) 4,8	3,4 (1) 2.8	Pellet and logs	93 (94,4) 91.1	180	15,5 (10,3)	-	-
STYLE 120 PLUS	1005, 480, 520	145	200, 200, 800	11,7 (3,0)	3,3 (1,3)	3,2 (0,91)	Wood pellets	95,9 (96,8)	80	14 (24,2)	Y	-
STYLE 140	1115, 470, 570	185	200, 200, 800	12,8 (4,4)	4,2 (1,3)	3,66 (1,22)	Wood pellets	95,8 (97,0)	80	14,9 (19,4)	Y	-
STYLE 180	1150, 640, 570	185	200, 200, 800	17,1 (5,4)	5,2 (1,8)	4,8 (1,53)	Wood pellets	95,5 (96,6)	100	14,4 (17,1)	Y	-
STYLE 220	1150, 640, 570	200	200, 200, 800	20,2 (6,5)	6,9 (2,5)	5,75 (1,89)	Wood pellets	95,7 (96,9)	100	11,4 (18,1)	Y	-
PFP 160 GLASS	695, 765, 680	180	200, 200, 800	12,3 (2,8)	3,5 (1,6)	3,41 (0,92)	Wood pellets	93,6 (96,0)	80	16,5 (20,9)	Y	Y
PFP 240 GLASS	870, 865, 770	250	200, 200, 800	18,6 (4,7)	5,4 (2,0)	5,1 (1,42)	Wood pellets	94,4 (95,4)	100	14,4 (18,5)	Y	Y
BELVEDERE 18	1060, 560, 565	175	200, 200, 800	13,9 (3,9)	4,6 (1,0)	4,3 (1,13)	Wood pellets	88,2 (91,1)	100	19,7 (8,7)	Y	-
BELVEDERE 22	1190, 600, 610	220	200, 200, 800	17,1 (5,4)	2,9 (1,5)	4,7 (1,61)	Wood pellets	89,4 (91,1)	100	19,8 (8,7)	Y	-
BELVEDERE 28	1315, 660, 680	280	200, 200, 800	20,3 (5,2)	3,4 (1,8)	5,18 (1,5)	Wood pellets	94,8 (95,7)	100	14,5 (23,7)	-	-

	Dimensions, mm, H, W, D	Weight, kg	Clearances, mm, side, rear, front	Heat to water, kW, nominal, (reduced)	Heat to room, kW, nominal, (reduced)	Fuel use, kg, nominal, (reduced)	Fuel type	Efficiency, %, nominal, (reduced)	Flue diameter, mm	PM ₁₀ , mg/m ³ , nominal, (reduced)	MCS certified	Defra Exempt	Multitair
UTILITY WOOD PELLET BOILERS													
ECOMPACT 150	1150, 1120, 526	300	200, 200, 800	14,6 (4,2)	-	3,2 (0,91)	Wood pellets	92,6 (93,3)	100	6,8 (15,0)	Y	-	-
ECOMPACT 190	1150, 1120, 526	300	200, 200, 800	18,2 (4,2)	-	4,0 (0,91)	Wood pellets	92,3 (93,3)	100	6,8 (15,0)	Y	-	-
ECOMPACT 250S	1150, 1180, 570	380	200, 200, 800	23,5 (6,9)	-	5,2 (1,5)	Wood pellets	93,4 (93,1)	100	7,2 (18,9)	Y	-	-
ECOMPACT 290S	1150, 1180, 570	380	200, 200, 800	27,5 (8,1)	-	6,1 (1,8)	Wood pellets	92,7 (93,1)	100	8,6 (19,3)	Y	-	-
ECONNECT 1700	1110, 520, 570	180	200, 200, 800	12,8 (4,4)	4,2 (1,3)	3,66 (1,22)	Wood pellets	95,8 (97,0)	80	14,9 (19,4)	Y	-	-
WOOD PELLET STOVES													
SOFT 80	1060, 480, 525	145	200, 200, 800	-	7,4 (2,5)	1,66 (0,56)	Wood pellets	92,5 (94,5)	80	14,8 (21,0)	-	Y	-
SOFT 100	1118, 480, 525	155	200, 200, 800	-	9,5 (2,2)	2,14 (0,56)	Wood pellets	92,5 (94,5)	80	14,7 (21,0)	-	-	-
MISS AIR	750, 500, 587	100	200, 200, 800	-	6,4 (3,5)	1,44 (0,78)	Wood pellets	91,4 (91,5)	80	14,3 (21,3)	-	Y	Y
LADY AIR	785, 831, 551	160	200, 200, 800	-	10,1 (2,9)	2,23 (0,64)	Wood pellets	94,3 (95,3)	80	13,1 (26,0)	-	Y	Y
DIVA AIR	1125, 900, 280	125	200, 200, 800	-	8,9 (2,5)	2,0 (0,78)	Wood pellets	91,5 (90,0)	80	14,5 (13,8)	-	-	Y
SUPER 7	1050, 480, 525		200, 200, 800	-	7,4 (2,6)	1,66 (0,56)	Wood pellets	92,5 (94,6)	80	14,8 (21,0)	-	Y	-
SUPER 9	1180, 550, 560		200, 200, 800	-	9,6 (2,6)	2,14 (0,56)	Wood pellets	92,5 (94,6)	80	14,7 (21,0)	-	-	-
DEA ECO 6	870, 405, 520	67	500, 100, 800	-	5,6 (3,8)	1,27 (0,85)	Wood pellets	89,2 (91,9)	80	19,1	-	-	-
DEA ECO 8	950, 420, 550	90	500, 100, 800	-	6,8 (3,8)	1,5 (0,8)	Wood pellets	91,2 (90)	80	18,4	-	-	-
WAVE 110	770, 830, 628	160	200, 200, 800	-	10,1 (2,9)	2,23 (0,64)	Wood pellets	94,3 (95,3)	80	13,1 (26,0)	-	-	Y
MONO	572, 721, 488	140	200, 200, 800	-	8,6 (2,9)	1,89 (0,64)	Wood pellets	95,2 (95,3)	80	13,7 (26,0)	-	-	Y

	Dimensions, mm, H, W, D	Weight, kg	Clearances, mm, side, rear, front	Heat to water, kW, nominal, (reduced)	Heat to room, kW, nominal, (reduced)	Fuel use, kg, nominal, (reduced)	Fuel type	Efficiency, %, nominal, (reduced)	Flue diameter, mm	PM ₁₀ , mg/m ³ , nominal, (reduced)
WOOD STOVES										
VENUS 90 CLASSIC	776, 715, 459	100	200, 200, 800	-	8,1	2,11	Logs	88,4	130	24,0
VENUS 90	1154, 715, 459	105	200, 200, 800	-	8,1	2,62	Logs	88,4	130	14,0
VENUS 90 PLUS	1154, 715, 459	105	200, 200, 800	-	8,1	2,62	Logs	88,4	130	14,0
VENUS 110 OVEN	1451, 715, 459	105	200, 200, 800	-	10,1	2,62	Logs	88,7	130	14,0
STARBOX 650	541, 713, 424	91	200, 200, 800	-	8,1	2,11	Logs	88,4	130	24,0
STARBOX 750	595, 763, 424	95	200, 200, 800	-	10,1	2,62	Logs	88,7	130	14,0
STARBOX UP	595, 763, 424	91	200, 200, 800	-	8,1	2,11	Logs	88,4	130	24,0
STAR 90	870, 900, 600	230	600, 70, 800	-	11,5	3,18	Logs	85,10	130	14
ALTEA 110	910, 1100, 600	350	200, 200, 800	22,1 (8,2)	7,2 (6,5)	8 (3,84)	Logs	84 (87,7)	150	17,5
DUAL AIR (pellet values shown first, then logs where applicable)	1206, 900, 497	330	200, 200, 800	-	9,3 (3,7) 8,7	2,14 (0,82) 2,37	Pellet and logs	90,0 (94,2) 85,6	150	14 (19) 7
BELVEDERE 20 WOOD	1180, 600, 560	260	200, 200, 800	13,1	9,5	6,40	Logs	80,4	150	16,9
BELVEDERE 30 WOOD	1310, 690, 570	345	200, 200, 800	27,3	3,3	9,27	Logs	74,3	180	11,2
ECOWOOD 300	1316, 663, 622	310	200, 200, 800	25,7	3,3	9,27	Logs	85,1	180	11,2

12 TREES PER KLOVER




For every Clover we supply in the UK, 12 trees are planted through our partnerships with the International Tree Foundation and the Joliba Trust.

These charities take an integrated approach to environmental stewardship, working to improve ecosystems while providing sustainable livelihoods in areas of Africa most affected by climate change. The trees we plant offer numerous benefits, from stabilising soil and trapping water to providing shade and yielding valuable crops such as fruit, nuts, and timber.



The printed version of this brochure is printed on FSC® certified paper, and the cover is laminated using a product which has the same appearance as the usual plastic lamination most printers use, yet is sustainable, biodegradable, and can enter the standard paper recycling process.





THE EVOLUTION OF FIRE

FIREPOWER, FLIGHTWAY,
DUNKESWELL BUSINESS PARK,
DUNKESWELL, DEVON
EX14 4RD, UK

FIREPOWER.CO.UK
SALES@FIREPOWER.CO.UK
+44(0) 800 246 1260